Partner1:_____ Partner2: _____

Logic Gate Lab #1

Purpose: To learn how to hook up logic gates and to demonstrate a logic gate circuit working properly.

Materials:

- 1 – 7400 chip
- 1 – 7402 chip
- 1 – 7408 chip
- 1 – 7432 chip
- Wire Stripper
- Trainer and Power Supply
- Hookup Wire

Method: The logic gates will be hooked up on the trainer. After testing, students will demonstrate and the instructor to sign off.

1. 7432

Logic Equation f = _____

Gate Name:_____

Instructor's Initials:_____

TRUTH TABLE		
INPUT		OUTPUT
A	B	f

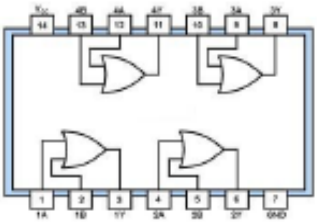

2. 7408

Logic Equation f = _____

Gate Name:_____

Instructor's Initials:_____

TRUTH TABLE		
INPUT		OUTPUT
A	B	f

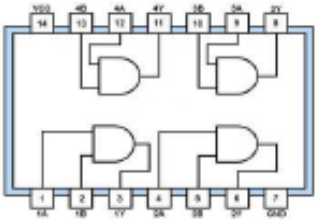

3. 7402

Logic Equation f = _____

Gate Name:_____

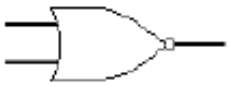

Instructor's Initials:_____

TRUTH TABLE		
INPUT		OUTPUT
A	B	f

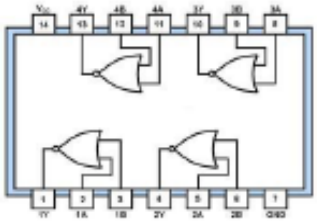

4. 7400

Logic Equation f = _____

Gate Name:_____

Instructor's Initials:_____

TRUTH TABLE		
INPUT		OUTPUT
A	B	f

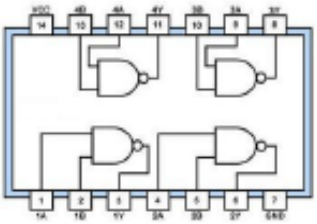

(HAND IN LAB 1 WITH LAB2)