






Int - library hand pulling book off shelf  
\*bubbly background music\* CU




Library - Scans book out with scanner  
CU




Front Foyer Stairs - Sitting on first step, opens book to read  
ES/LS




Fitness Room - reading on workout bench (overhead / birds eye view) MCU



Elevator (upperfloor) - sitting & reading, doors open  
LMS




Ext. Track - lying down, reading  
ELS/LS



Int. Lockers (tech. hall) - In locker reading book

MLS




Costume Room - reading on floor in back (dressed in costumes)

MLS




Tech. Hallway - one person dragging reader by feet; they continue to read

MLS




Ext. Fence by Track - hanging on fence, reading

CU



Fence by Tracks - hanging upside down on fence, closes book

MLS




Int. Locker - put book in top of locker, pull hand away. Text: Take out Library Books, but please.

CU


but please...




Locker - full of books, library books...  
Text: Remember to return them.  
MLS




Two horizontal lines for writing a caption for the second panel.




Two horizontal lines for writing a caption for the third panel.



Two horizontal lines for writing a caption for the fourth panel.



Two horizontal lines for writing a caption for the fifth panel.



Two horizontal lines for writing a caption for the sixth panel.